

**Montclair State University**  
**1 Normal Av. Montclair, NJ 07043**  
**973-655-4000**

- [Portrait Home](#)
[Compare](#)
[Print Portrait](#)
[Contact](#)

[Home](#)

## MONTCLAIR STATE UNIVERSITY



 **MONTCLAIR STATE**  
**UNIVERSITY**

Founded in 1908, Montclair State University is New Jersey's second largest university. It offers all the advantages of a large university—a comprehensive undergraduate curriculum with a global focus, a broad variety of superior graduate programs through the doctoral level, and a diverse faculty and student body—combined with the individual attention of a small college. Through its six colleges and schools, the University offers close to 300 majors, minors, concentrations, and certificate programs, while remaining accessible and affordable. Recognized as offering one of the best educations in New Jersey and the region, Montclair State provides an educational environment with an extensive range of highly-regarded learning and cultural opportunities.

## About MSU

## Academics

## Administration

## Visit Us

## Campus Life

## Athletics

## News

## Events Calendar

## Box Office

## LIVING IN THE RED HAWKS COMMUNITY

## The Red Hawks Community



Located just 14 miles from New York City on a beautiful 246-acre campus in suburban Montclair, NJ, Montclair State University with a diverse student population of more than 18,000, has an energy that inspires and motivates students both inside and outside the classroom. Exciting academic programs and a first-rate faculty combine with a variety of events and on-campus resources including a world-class performance theater, art galleries, cyber café, athletic events, a new recreation center, and easy access into NYC, to give students an abundance of options right at their fingertips. For students

interested in intercollegiate sports, the University's 17 NCAA Division III sports teams provide one of the best athletic training programs in the state.

LEARN MORE

- [Students](#)
- [Admissions](#)
- [College Costs & Financial Aid](#)
- [College Cost Estimator](#)
- [Classes and Campus Life](#)
- [Student Experiences](#)
- [Majors, Graduation and Next Steps](#)
- [Student Success & Progress](#)
- [Student Learning Outcomes](#)

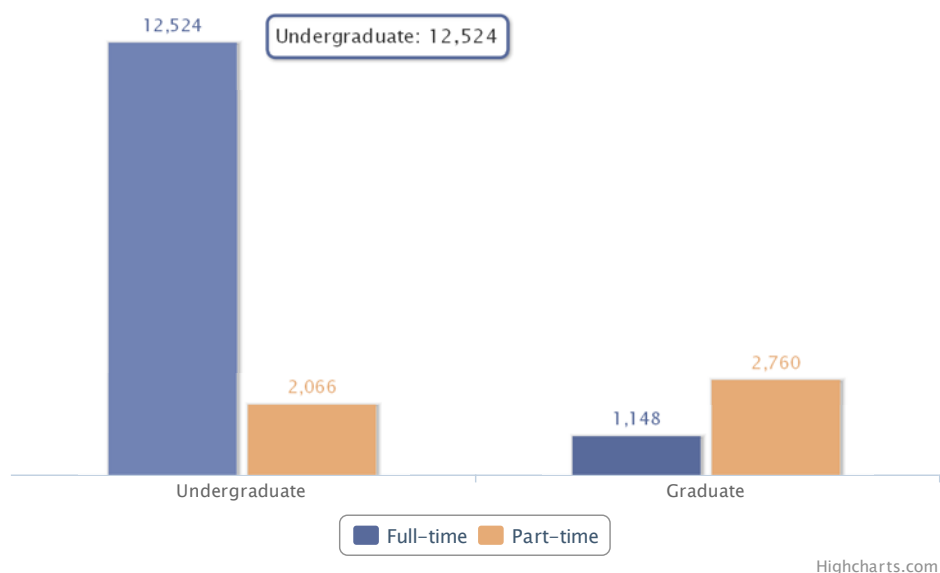


- [Montclair State University](#)   [Contact MSU](#)   [Contact the VSA](#)   [More VSA Information](#)   [Accessibility](#)   [Terms](#)  
and Conditions for Use   PDF Reader

## Montclair State University College Portrait

Montclair State University  
1 Normal Av. Montclair, NJ 07043  
973-655-4000

### The Big Picture: How many students were on campus in Fall 2011



#### More Information

#### Undergraduate and Graduate Student Total

Total Students	18,498
----------------	--------

### Undergraduate Snapshot

#### Undergraduate Student Demographic Breakdown

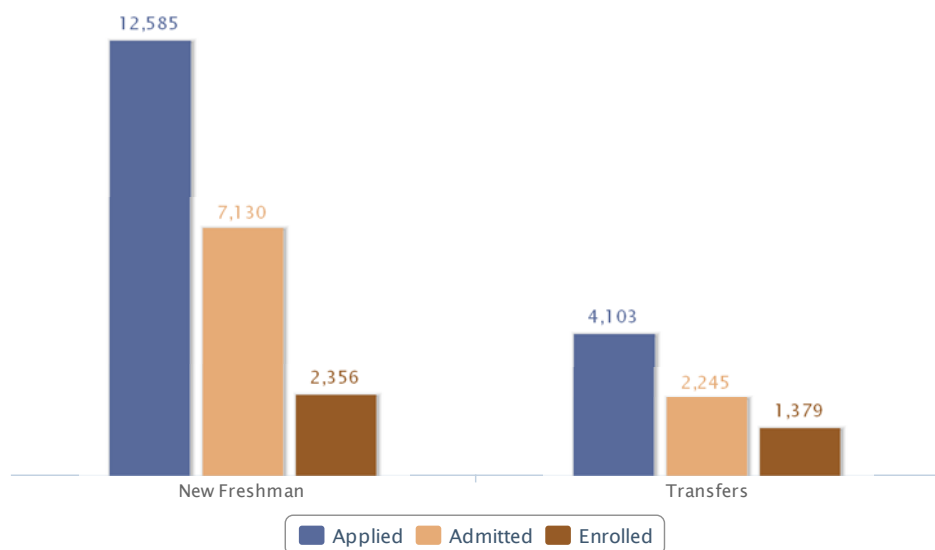
Total Undergraduate Students	14,590	
Gender		
Women	8,809	60%
Men	5,781	40%
Race/Ethnicity		
American Indian / Alaskan Native	18	<1%
Asian	771	5%
African American / Black	1,302	9%
Hispanic	3,095	21%
Native Hawaiian or Other Pacific Islander	18	<1%
White	7,174	49%
Two or More Races	298	2%
International	472	3%
Race/Ethnicity Not Reported	1,442	10%

Where do MSU undergraduates call home?	
New Jersey	95%
Other US States & Territories	3%
Other Countries	2%
How old are MSU undergraduates?	
Average Age	22
Percent of Undergraduates Age 25 or Older	15%

## Montclair State University College Portrait

Montclair State University  
1 Normal Av. Montclair, NJ 07043  
973-655-4000

### New Student Applications (Fall 2011)



Of the 12,585 new freshman applicants, 57% were admitted and 33% of the admitted students enrolled at Montclair State University in Fall 2011.

**New Freshman Admissions Info**

Of the 4,103 transfer applicants, 55% were admitted and 61% of the admitted students enrolled at Montclair State University in Fall 2011.

**Transfer Admissions Info**

### New Freshmen High School

#### Background and Test Scores

Test(s) Required for Admission: SAT or ACT recommended

*Shows middle 50% of testing range*

Test Scores of Enrolled New Freshmen	SAT
Math	460 - 550
Critical Reading	440 - 530

50% of admitted students have test scores within the ranges listed, 25% have scores above, and 25% have scores below.

*High School Preparation*

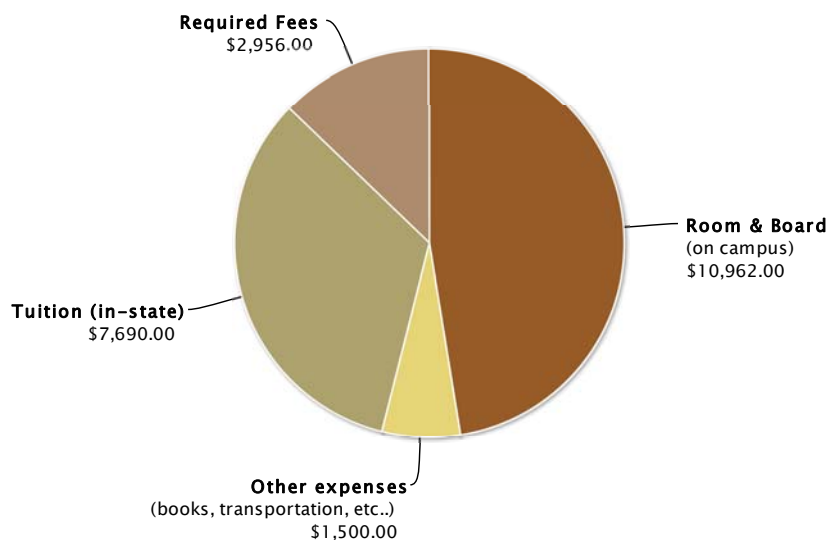
High School Background of Enrolled New Freshmen	
Percent in top 25% of High School Graduating Class	39%
Percent in top 50% of High School Graduating Class	80%
Percent of new freshmen reporting High School Rank	33%
Average High School GPA (4-point scale)	3.20
Percent of new freshmen reporting High School GPA	96%

## Montclair State University College Portrait

Montclair State University  
1 Normal Av. Montclair, NJ 07043  
973-655-4000

### Sticker Price: How much does it cost on average?

Typical Undergraduate Costs for 2011-12 without Financial Aid (Full-Time, In-State Students)



Highcharts.com

**Total Typical Cost of Attendance: \$23,108.00**

#### Out-of-State & Other Costs

##### More Information

The cost to attend Montclair State University varies based on the individual circumstances of students and may be reduced through grants and scholarships.

#### How much would I pay?

##### Financial Aid: How much help is there to pay?

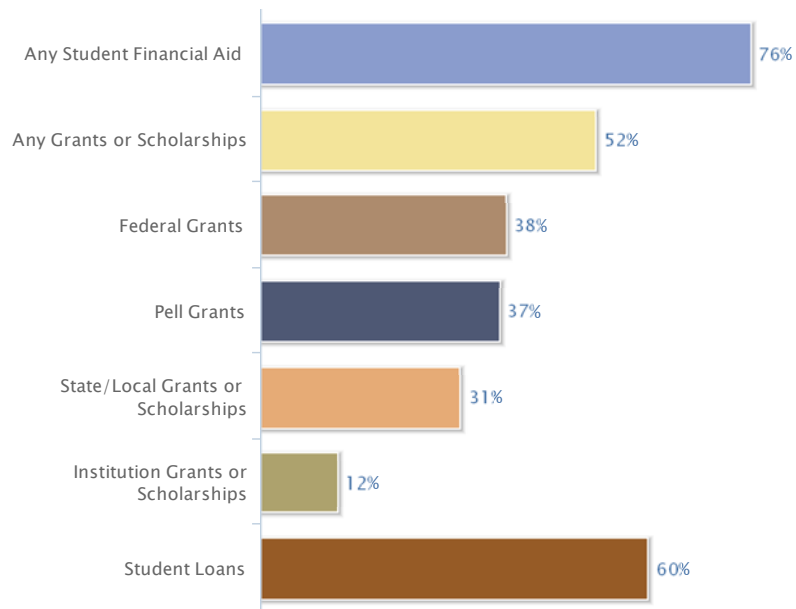
##### Scholarships & Grants

- 75% of 2010-11 full-time undergraduates received need-based grants or scholarships; the average award for the year was \$4,319.00. Scholarships and grants are financial aid that does not need to be repaid and is sometimes referred to as gift aid.

##### Annual Need-Based Loans

- 63% of 2010-11 full-time undergraduates received need-based work-study and/or loans (not including parent loans); the average loan for the year was \$4,536.00. Loans need to be repaid. Typically, repayment starts once you are no longer enrolled full-time. Please refer to page 12 of the Funding Education Beyond High School guide on the US Department of Education's Federal Student Aid website for more information about Financial Need.

#### Percent of 2010 Full-time Beginning Students Receiving Each Type of Financial Aid



NOTE: Students may receive aid from more than one source.

# College College Affordability Estimator



**This on-line tool will give you an estimate of your cost to attend this college or university in three simple steps.**

1. Carefully read and agree to the legal disclaimer.
2. Fill out a simple form about your background and plans for housing while in school.
3. Fill out a simple form about your family's finances.

All information gathered to calculate the net price is anonymous and cannot be used to identify an individual user.

## Montclair State University

Based on the information you enter, the college cost estimator will return an estimate of typical expenses for a student like you to attend this college or university and an estimate of financial aid that you may be eligible to receive from this college or university. The estimates will help you determine your "net cost" - your likely out-of-pocket expenses - to attend this college or university. Please contact the Montclair State University [financial aid office](#) for more details.

## Step 1. Legal Disclaimer

**Please read.** By clicking below, I acknowledge that the estimate provided using this estimator does not represent a final determination, or actual award, of financial assistance, or a final net price; it is an estimate based on price of attendance and financial aid provided to students in a previous year.

Price of attendance and financial aid availability change from year to year. The estimates shall not be binding on the Secretary of Education, the institution of higher education, the State, the VSA, APLU, AASCU, or the VSA's contractors. Students must complete the Free Application for Federal Student Aid (FAFSA) in order to be eligible for, and receive, an actual financial aid award that includes federal grant, loan, or work-study assistance. For more information on applying for federal student aid, go to <http://www.fafsa.ed.gov/>

- [Contact the VSA \(info@collegeportraits.org\)](mailto:info@collegeportraits.org)
- © 2010 Voluntary System of Accountability



## Montclair State University College Portrait

Montclair State University  
1 Normal Av. Montclair, NJ 07043  
973-655-4000

### MSU Classes & Instructors

Classroom Environment	
Students per Faculty	17 to 1
Undergraduate classes with fewer than 30 students	70%
Undergraduate classes with fewer than 50 students	98%
Total Full-Time Instructional Faculty	569
% of Full-Time Instructional Faculty Who Are Female	49%
% of Full-Time Instructional Faculty Who Are Persons of Color	27%
% of Full-Time Instructional Faculty Who Have the Highest Academic Degree Offered in Their Field of Study	92%

[More Information](#)

### Campus-based Housing

62% of new freshmen live in campus-based housing or residence halls.  
30% of all undergraduates live on campus

[More Information](#)

### Campus Safety

Serving the entire University community, the Montclair State University Police Department is an autonomous, fully certified and operational law enforcement agency. Staffed by 30 full-time police officers, the department is charged with the enforcement of all state and local laws, as well as university rules and regulations. The department also implements programs and services designed to promote public safety, crime prevention and community awareness.

**Campus Crime Statistics**

[More Information](#)

### Carnegie Classification of Institutional Characteristics

The Carnegie Classification's were created "to reference the great diversity of colleges and universities in the United States, and ... enable [people] to identify groups of roughly comparable institutions." For information on the Carnegie Classifications system, please visit their website:  
<http://classifications.carnegiefoundation.org/>

#### Basic Type

Master's Colleges and Universities (larger programs)

#### Size and Setting

Large four-year, primarily residential

#### Enrollment Profile

High undergraduate

#### Undergraduate Profile

Full-time four-year, selective, higher transfer-in

#### Undergraduate Instructional Program

Arts & sciences plus professions, high graduate coexistence

#### Graduate Instructional Program

Single doctoral (education)

NOTE: Institutional classifications based on the Carnegie 2010 edition.

[More Information](#)





# Montclair State University College Portrait

Montclair State University  
1 Normal Av. Montclair, NJ 07043  
973-655-4000

## Student Activities and Involvement at MSU

Students who are actively involved in their own learning and development are more likely to be successful in college. Colleges and universities offer students a wide variety of opportunities both inside and outside the classroom to become engaged with new ideas, people, and experiences. Institutions measure the effectiveness of these opportunities in a variety of ways to better understand what types of activities and programs students find the most helpful.

Institutions participating in the VSA program measure student involvement on campus using one of four national surveys. Results from the one survey are reported for a common set of questions selected as part of VSA. Following are the selected results from the National Survey of Student Engagement (NSSE). The questions have been grouped together in categories that are known to contribute to student learning and development. The results reported below are based on the responses of seniors who participated in the survey.

### Group Learning Experiences

- 91% percent of seniors worked with classmates on assignments outside of class.
- 52% of seniors tutored or taught other students
- 15% of seniors spent at least 6 hours per week participating in co-curricular activities such as student organizations and intramural sports

### Active Learning Experiences

- 78% of seniors spent at least 6 hours per week preparing for class
- 13% of seniors worked on a research project with a faculty member
- 50% of seniors participated in an internship, practicum, or field experience
- 48% of seniors participated in community service or volunteer work
- 9% of seniors participated in study abroad
- 98% of seniors made at least one class presentation last year

### Institutional Commitment to Student Learning and Success

- 93% of seniors believe this institution provides support for student success
- 60% of seniors rated the quality of academic advising at this institution as good or excellent
- 61% of seniors reported that this institution provided help in coping with work, family and other non-academic responsibilities
- 94% of seniors reported working harder than they thought they could to meet an instructor's standards or expectations

### Student Interaction with Campus Faculty and Staff

- 46% of seniors believed that the campus staff were helpful, considerate, or flexible
- 84% of seniors believed that faculty are available, helpful, or sympathetic
- 95% of seniors reported that faculty members provided prompt feedback on their academic performance
- 71% of seniors discussed readings or ideas with faculty members outside of class

### Experiences with Diverse Groups of People and Ideas

- 63% of seniors reported that they often tried to understand someone else's point of view
- 85% of seniors reported their experience at this institution contributed to their understanding people of other racial and ethnic backgrounds
- 65% of seniors often had serious conversations with students of a different race or ethnicity

### Student Satisfaction

- 76% of seniors would attend this institution if they started over again
- 81% of seniors rated their entire educational experience as good or excellent
- 78% of seniors reported that other students were friendly or supportive

### Evaluation of Experiences

#### Survey Administration Process

#### Survey Information



# Montclair State University College Portrait

Montclair State University  
1 Normal Av. Montclair, NJ 07043  
973-655-4000

## Majors and Degrees

*Degrees awarded at Montclair State University in 2010-11*

Degrees awarded at Montclair State University in 2010-11	
Bachelor's	2,851
Master's	965
Doctoral	14
Total	3,830

More Information

*Areas of Study with the largest number of bachelor's degrees awarded in 2010-11*

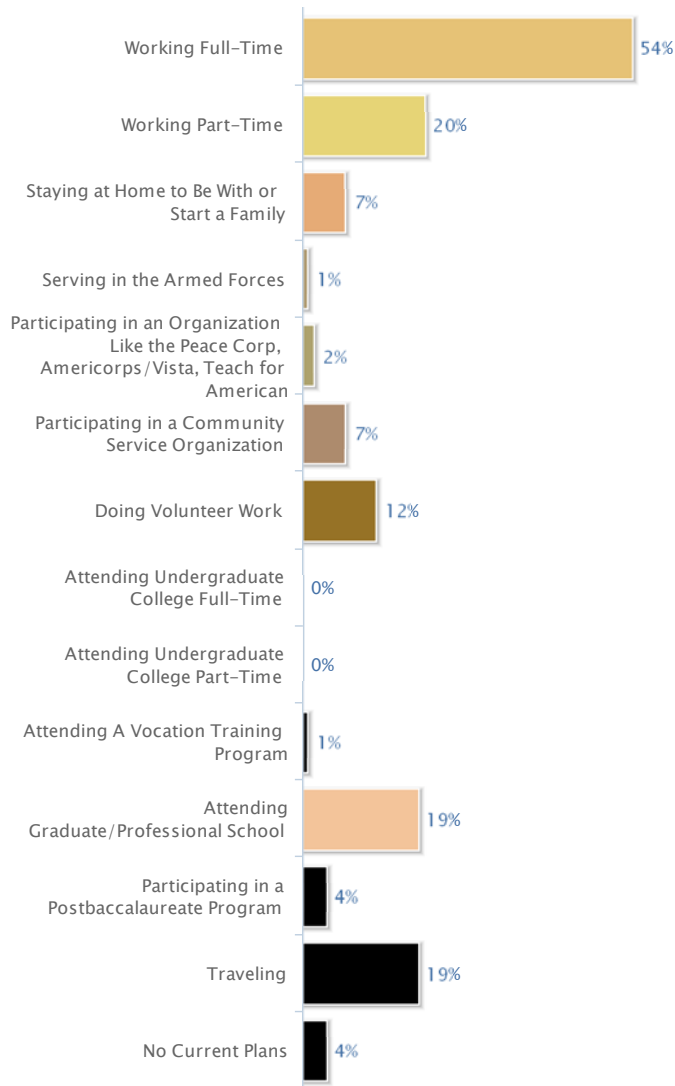
Areas of Study with the largest number of bachelor's degrees awarded in 2010-11	
Business Administration and Management, General	16%
Family and Consumer Sciences/Human Sciences, General	13%
Psychology, General	9%
English Language and Literature, General	6%
Multi-/Interdisciplinary Studies, Other	5%

*Links to degree programs at Montclair State University*

Links to degree programs at Montclair State University

## Future Plans of Bachelor's Degree Recipients

Survey Response Rate: 9%

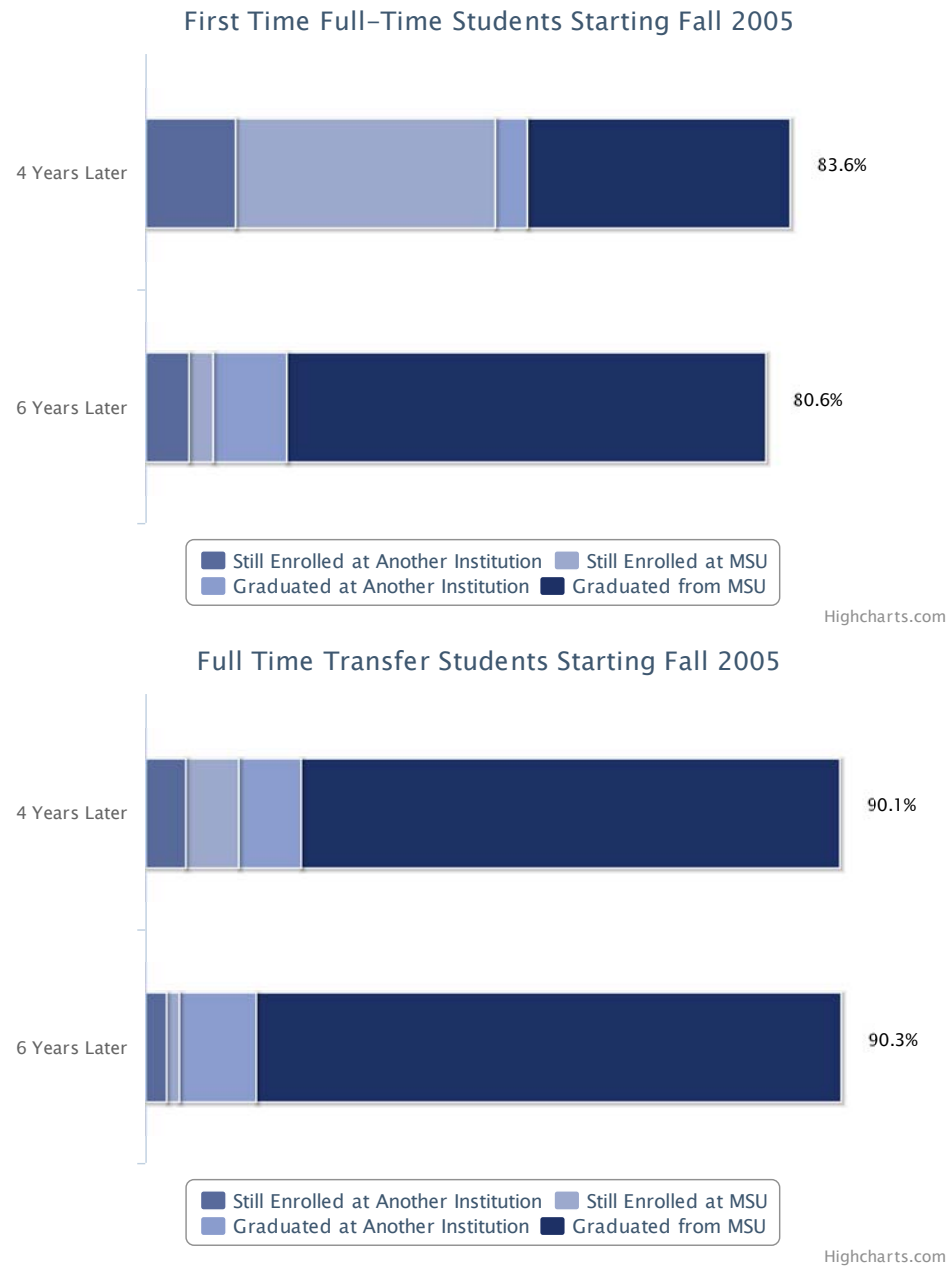


**Survey Administration Process**  
**More Information**

# Montclair State University College Portrait

Montclair State University  
 1 Normal Av. Montclair, NJ 07043  
 973-655-4000

## Student Success & Progress Rate



A 84% four-year success and progress rate means that 84% of students starting in Fall 2005 either graduated or are still enrolled at a higher education institution four years later.

### More Information

Counts for the Fall 2005 entering class shown in the graph above.

- 1,868 First-Time, Full-Time Students
- 939 Full-Time Transfer Students

### Success & Progress Rate Table

### Retention of Freshman Class

First-time students in Fall 2010 that returned for their second year: 82%

**More Information**



## Montclair State University College Portrait

Montclair State University  
1 Normal Av. Montclair, NJ 07043  
973-655-4000

### Student Learning at Montclair State University

All colleges and universities use multiple approaches to measure student learning. Many of these are specific to particular disciplines, many are coordinated with accrediting agencies, and many are based on outcomes after students have graduated.

Procedures for the assessment of student learning in all majors have been developed and promulgated University-wide. As might be expected, however, the assessment of learning in the major is most highly developed and routinized in those degree programs that are nationally accredited. Consequently, while comprehensive, program-level assessment may be most highly advanced in Business, Teacher Education, Computing Sciences, Chemistry, Dance, Theater, and Music, it is practiced across-the-curriculum. Assessments include a variety of direct measures of student learning, including portfolios; standardized tests; internship evaluations; student, alumni, and employer surveys; and various other measures.

The University's General Education curriculum, which is driven by clearly enunciated learning goals, is assessed using nationally-normed, standardized tests. During AY2008-09, the achievement of important General Education learning goals was evaluated using ETS' Measure of Academic Proficiency and Progress (MAPP) test. This instrument was used to assess three core skill areas: critical thinking, reading, and writing. Results were shared with Colleges and Schools, and faculty are using them to "close-the-loop" by analyzing how these findings might best improve curriculum and pedagogy.

During AY2010-11, the University assessed student learning in its general education program by using the Collegiate Learning Assessment (CLA). This instrument was administered to freshmen in the fall, and graduating seniors in the spring, in hopes of quantifying the "value-added" by Montclair's general education curriculum. Results are expected in late summer, 2011, and they will be analyzed by the University's General Education Committee to determine whether learning outcome goals are being met.

#### Learning Assessment Examples

### Pilot Project to Measure Core Learning Outcomes

Colleges and universities participating in the College Portrait measure the typical improvement in students' abilities to think, reason, and write using one of three tests. This is part of a pilot project to better understand and compare what students learn between their freshman and senior years at different colleges and universities.

#### 2010 - 11 Results from the Collegiate Learning Assessment

The Collegiate Learning Assessment (CLA) measures critical thinking, analytic reasoning, problem solving, and written communication using a performance task and an analytic writing task. The scores from the tasks are reported separately below.

#### Test Administration Process

##### Test Information

##### Performance Task Results for First-time, Full-time Students

**The increase in learning on the performance task is above what would be expected at an institution testing students of similar academic abilities.**

Freshman Score: 1033  
Senior Score: 1198  
CLA score range: 400 to no maximum score.

##### *Average EEA scores for tested students*

Freshman Score: 1026  
Senior Score: 1013

##### Analytic Writing Task Results for First-time, Full-time Students

**The increase in learning on the analytic writing task is at or near what would be expected at an institution testing students of similar academic abilities.**

Freshman Score: 1113  
Senior Score: 1155  
CLA score range: 400 to no maximum score.

##### *Average EEA scores for tested students*

Freshman Score: 1026  
Senior Score: 1013