

Montclair State University College Portrait

[Skip to Content](#) | [Accessibility](#) | [Login](#)

Montclair State University
1 Normal Av. Montclair, NJ 07043
973-655-4000

[Home](#) [Compare](#) [Contact](#)

Montclair State University College Portrait

[Home](#) [Compare](#) [Contact](#)

EXPLORE THIS COLLEGE PORTRAIT

Montclair State University

Founded in 1908, Montclair State University is New Jersey’s second largest university. It offers all the advantages of a large university—a comprehensive undergraduate curriculum with a global focus, a broad variety of superior graduate programs through the doctoral level, and a diverse faculty and student body—combined with the individual attention of a small college. Through its six colleges and schools, the University offers close to 300 majors, minors, concentrations, and certificate programs, while remaining accessible and affordable. Recognized as offering one of the best educations in New Jersey and the region, Montclair State provides an educational environment with an extensive range of highly-regarded learning and cultural opportunities.

[About MSU](#) [Academics](#) [Admissions](#) [Research](#) [Arts & Culture](#) [Athletics](#) [Campus](#) [Life](#) [Giving](#)

Living in the Red Hawks Community

The Red Hawks Community

Located just 14 miles from New York City on a beautiful 252-acre campus in suburban Montclair, NJ, Montclair State University supports a diverse student population of more than 19,000 and has an energy that inspires and motivates students both inside and outside the classroom. Exciting academic programs and a first-rate faculty, as well as a variety of events and on-campus resources including a world-class performance theater, art galleries, cyber café, athletic events, recreation center and easy access into NYC, give students an abundance of options within easy reach. In addition, Montclair State also has 17 NCAA Division III sports teams and is nationally ranked.

Find out more about:

[About MSU](#) [Academics](#) [Admissions](#) [Research](#) [Arts & Culture](#) [Athletics](#) [Campus](#) [Life](#) [Giving](#)

Learn More

- [Students](#)
- [Admissions](#)
- [College Costs & Financial Aid](#)
- [Net Price Calculator](#)
- [Classes and Campus Life](#)
- [Student Experiences](#)

Majors, Graduation & Next Steps

Student Success & Progress

Student Learning Outcomes



© Voluntary System of Accountability

98765 Main Street, Washington, D.C. 12345

Phone: (000) 000-0000

<http://voluntarysystem.org>

<http://collegeportraits.org>

Contact the VSA

Terms and Conditions for Use

Privacy Policy

Document Reader



© Voluntary System of Accountability

98765 Main Street, Washington, D.C. 12345

Phone: (000) 000-0000

Voluntarysystem.org

Collegeportraits.org

Contact the VSA

Privacy Policy & Terms of Use

Document Reader

Montclair State University College Portrait

[Skip to Content](#) | [Accessibility](#) | [Login](#)

Montclair State University
1 Normal Av. Montclair, NJ 07043
973-655-4000

[Home](#) [Compare](#) [Contact](#)

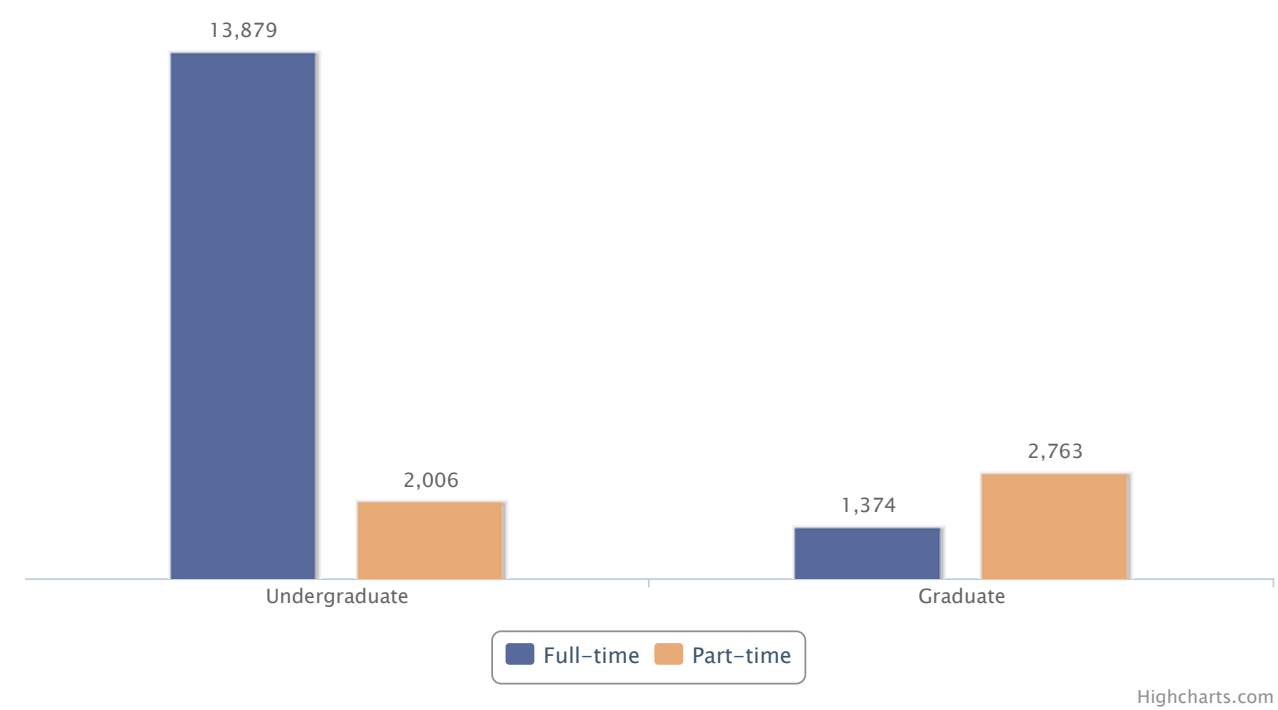
Montclair State University College Portrait

[Home](#) [Compare](#) [Contact](#)

Students

[EXPLORE THIS COLLEGE PORTRAIT](#)

The Big Picture: How many students were on campus in Fall 2014



[More Information](#)

Undergraduate and Graduate Student Total

Total Students	20,022
----------------	--------

Learn More

- Students
- Admissions
- College Costs & Financial Aid
- Net Price Calculator
- Classes and Campus Life
- Student Experiences
- Majors, Graduation & Next Steps
- Student Success & Progress
- Student Learning Outcomes

Undergraduate Snapshot

Undergraduate Student Demographic Breakdown

Undergraduate Student Demographic Breakdown

Total Undergraduate Students	15,885
Gender	
Women	9,708 61%
Men	6,177 39%
Race/Ethnicity	
American Indian / Alaskan Native	9 <1%
Asian	815 5%
African American / Black	1,561 10%
Hispanic	3,816 24%
Native Hawaiian or Other Pacific Islander	34 <1%
White	7,189 45%
Two or More Races	565 4%
International	368 2%

Race/Ethnicity Not Reported

1,528

10%

Geographic Distribution (Degree-Seeking)

**Geographic Distribution
(Degree-Seeking)**

Where do MSU undergraduates call home?

New Jersey	96%
Other US States & Territories	3%
Other Countries	2%

Undergraduate Age

Undergraduate Age

How old are MSU undergraduates?

Average Age	22
Percent of Undergraduates Age 25 or Older	12%

Percent of Low Income Students

Percent of Low Income Students

Low Income Students	
% of Undergraduate Students Who Are Low Income Students	40%



[Contact the VSA](#)
[Terms and Conditions for Use](#)
[Privacy Policy](#)
[Document Reader](#)



© Voluntary System of Accountability
98765 Main Street, Washington, D.C. 12345
Phone: (000) 000-0000
[Voluntarystem.org](#)
[Collegeportraits.org](#)
[Contact the VSA](#)
[Privacy Policy & Terms of Use](#)
[Document Reader](#)

Montclair State University College Portrait

[Skip to Content](#) | [Accessibility](#) | [Login](#)

Montclair State University
1 Normal Av. Montclair, NJ 07043
973-655-4000

[Home](#) [Compare](#) [Contact](#)

Montclair State University College Portrait

[Home](#) [Compare](#) [Contact](#)

Student Learning Outcomes

[EXPLORE THIS COLLEGE PORTRAIT](#)

Montclair State University Learning Outcomes

Procedures for the assessment of student learning in all majors have been developed and promulgated University-wide. As might be expected, however, the assessment of learning in the major is most highly developed and routinized in those degree programs that are nationally accredited.

Consequently, while comprehensive, program-level assessment may be most highly advanced in Business, Teacher Education, Computing Sciences, Chemistry, Dance, Theater, and Music, it is practiced across-the-curriculum.

Assessments include a variety of direct measures of student learning, including portfolios; standardized tests; internship evaluations; student, alumni, and employer surveys; and various other measures.

The University's General Education curriculum, which is driven by clearly enunciated learning goals, is assessed using nationally-normed, standardized tests. During AY2008-09, the achievement of important General Education learning goals was evaluated using ETS' Measure of Academic Proficiency and Progress (MAPP) test. This instrument was used to assess three core skill areas: critical thinking, reading, and writing. Results were shared with Colleges and Schools, and faculty are using them to "close-the-loop" by analyzing how these findings might best improve curriculum and pedagogy.

During AY2010-11, the University assessed student learning in its general education program by using the Collegiate Learning Assessment (CLA). This instrument was administered to freshmen in the fall, and graduating seniors in the spring, in hopes of quantifying the "value-added" by Montclair's general education curriculum. Results were received in late summer, 2011, and they were analyzed by the University's General Education Committee to determine whether learning outcome goals are being met. The General Education Committee used the CLA results to suggest changes in pedagogy and course experiences. The University will, again, administer the CLA to freshmen and native seniors during AY2013-14.

Learning Assessment Examples

Montclair State University administered the CLA in Fall 2010 - Spring 2011.

Montclair State University conducted a Value-added administration of the CLA in Fall 2010 - Spring 2011. The results are displayed below in the SLO Results tab.

For additional information on MSU's process for administering CLA, please click on the Assessment Process Tab below. For information on the students included in the administration, please click the Students Tested Tab.

Learn More

Students

Admissions

College Costs & Financial Aid

Net Price Calculator

Classes and Campus Life

Student Experiences

Majors, Graduation & Next Steps

Student Success & Progress

Student Learning Outcomes

- Assessment Examples
- Students Tested
- Results

Why did you choose the CLA for your institutional assessment?

The Collegiate Learning Assessment (CLA) measures critical thinking, analytic reasoning, problem solving, and written communication using a performance task and an analytic writing task.

Which Montclair State University students are assessed? When?

Montclair State University assesses 100 first-semester, first-time freshmen, and 100 last-semester, native seniors every three years using the Collegiate Learning Assessment. The last assessment was administered during AY 2013-2014.

How are assessment data collected?

Invitations with participation voluntary were sent to random sample of fall 2010 freshmen and spring 2011 seniors with available SAT scores. One-hundred freshmen and one-hundred seniors took the online test in a proctored setting in CADA. This process will be repeated in AY2013-2014.

How are data reported within Montclair State University?

The results were shared with the Deans of all of the University's Colleges and Schools, who then shared the results with their faculty. The results were closely reviewed by the General Education Committee, and recommendations were made to improve course content and pedagogy to enhance student learning outcomes.

How are assessment data at MSU used to guide program improvements?

As noted above, the General Education Committee reviewed the CLA results from AY2010-2011, and recommended changes to content and pedagogy of selected General Education courses.



Phone: (000) 000-0000

<http://voluntarysystem.org>

<http://collegeportraits.org>

Contact the VSA

Terms and Conditions for Use

Privacy Policy

Document Reader



© Voluntary System of Accountability

98765 Main Street, Washington, D.C. 12345

Phone: (000) 000-0000

Voluntarysystem.org

Collegeportraits.org

Contact the VSA

Privacy Policy & Terms of Use

Document Reader

Montclair State University College Portrait

[Skip to Content](#) | [Accessibility](#) | [Login](#)

Montclair State University
1 Normal Av. Montclair, NJ 07043
973-655-4000

[Home](#) [Compare](#) [Contact](#)

Montclair State University College Portrait

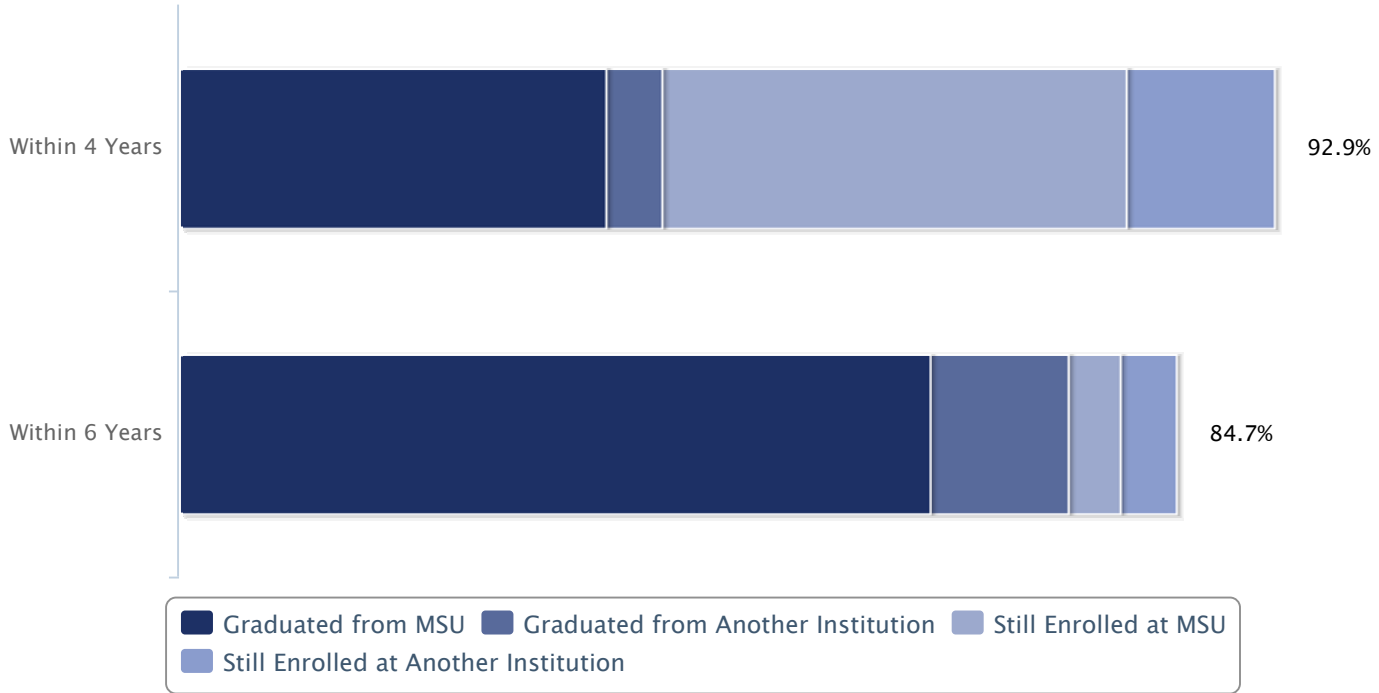
[Home](#) [Compare](#) [Contact](#)

Student Success & Progress Rate

[EXPLORE THIS COLLEGE PORTRAIT](#)

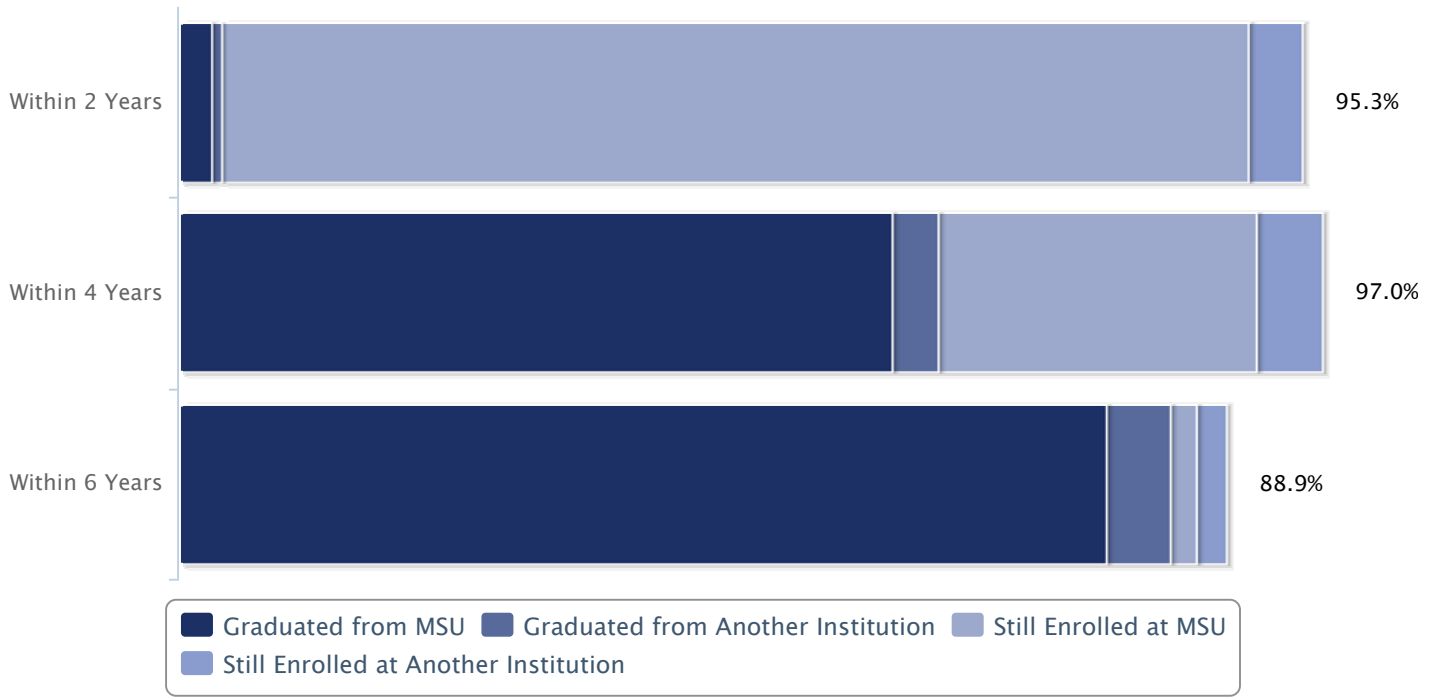
Student Success & Progress Rate

First Time Full-Time Students Starting Fall 2008



Highcharts.com

Full Time Transfer Students Starting Fall 2008



Highcharts.com

A 93% four-year success and progress rate means that 93% of students starting in Fall 2008 either graduated or are still enrolled at a higher education institution four years later.

More Information

Counts for the Fall 2008 entering class shown in the graph above.

- 2,257 First-Time, Full-Time Students
- 1,117 Full-Time Transfer Students

Success & Progress Rate Table

Learn More

Students

Admissions

College Costs & Financial Aid

Net Price Calculator

Classes and Campus Life

Student Experiences

Majors, Graduation & Next Steps

Student Success & Progress

Student Learning Outcomes

Retention of Freshman Class

First time students in Fall 2013 that returned for their second year:

81%

More Information



© Voluntary System of Accountability
98765 Main Street, Washington, D.C. 12345
Phone: (000) 000-0000
<http://voluntarysystem.org>
<http://collegeportraits.org>
Contact the VSA
Terms and Conditions for Use
Privacy Policy
Document Reader



© Voluntary System of Accountability
98765 Main Street, Washington, D.C. 12345
Phone: (000) 000-0000
Voluntarysystem.org
Collegeportraits.org
Contact the VSA
Privacy Policy & Terms of Use
Document Reader