

Montclair State University College Portrait

[Skip to Content](#) | [Accessibility](#) | [Login](#)

Montclair State University
1 Normal Av. Montclair, NJ 07043
973-655-4000

[Home](#) [Compare](#) [At A Glance](#) [Contact](#)

Montclair State University College Portrait

[Home](#) [Compare](#) [At A Glance](#) [Contact](#)
EXPLORE THIS COLLEGE PORTRAIT

Montclair State University

Founded as the New Jersey State Normal School at Montclair in 1908, Montclair State University today is a preeminent center of research, education and scholarship. The University offers a broad array of undergraduate and graduate programs in the liberal arts and sciences, as well as in the professional fields of business, the arts and education. Substantial growth in research activity and doctoral-level education has earned Montclair State designation as a Research Doctoral University by the Carnegie Classification of Institutions of Higher Education. Montclair State is currently in a period of significant growth and development with an enrollment of nearly 21,000 students, new programs, new faculty and expanding physical facilities. In just the past year, Montclair State achieved record-breaking enrollment, opened a new School of Nursing, built state-of-the-art learning and research facilities for students in the Feliciano School of Business and College of Science and Mathematics, and initiated construction for a new home for the School of Communication and Media. We received the largest philanthropic gift in our history--\$20 million to support the Feliciano School of Business—and met the Federal criteria for recognition as an Hispanic-serving institution. These activities are evidence of the University’s commitment to steadily adapting and evolving to serve the educational needs of New Jersey, grounded in a mission of academic excellence and service.

[About MSU](#) [Academics](#) [Admissions](#) [Research](#) [Arts & Culture](#) [Athletics](#) [Campus Life](#) [Giving](#)

Living in the Red Hawks Community

The Red Hawks Community

Located just 14 miles from New York City on a beautiful 252-acre campus in suburban Montclair, NJ, Montclair State University supports a diverse student population of more than 20,000 and has an energy that inspires and motivates students both inside and outside the classroom. Exciting academic programs and a first-rate faculty, as well as a variety of events and on-campus resources including a world-class performance theater, art galleries, cyber café, athletic events, recreation center and easy access into NYC, give students an abundance of options within easy reach. In addition, Montclair State also has 17 NCAA Division III sports teams and is nationally ranked.

Find out more about:

[About MSU](#) [Academics](#) [Admissions](#) [Research](#) [Arts & Culture](#) [Athletics](#) [Campus Life](#) [Giving](#)

Learn More

- [Students](#)
- [Admissions](#)
- [College Costs & Financial Aid](#)
- [Net Price Calculator](#)

Classes and Campus Life
Student Experiences
Student Success & Progress
Majors, Graduation & Next Steps
Student Learning Outcomes



© Voluntary System of Accountability
c/o APLU, 1307 New York Ave NW, Ste 400
Washington, DC 20005
<http://www.collegeportraits.org>
Contact the VSA
Terms and Conditions for Use

PDF Reader
Excel Reader
Word Viewer



© Voluntary System of Accountability
98765 Main Street, Washington, D.C. 12345
Phone: (000) 000-0000
Voluntarystem.org
Collegeportraits.org
Contact the VSA
Privacy Policy & Terms of Use
Document Reader

Montclair State University College Portrait

[Skip to Content](#) | [Accessibility](#) | [Login](#)

Montclair State University
1 Normal Av. Montclair, NJ 07043
973-655-4000

[Home](#) [Compare](#) [At A Glance](#) [Contact](#)

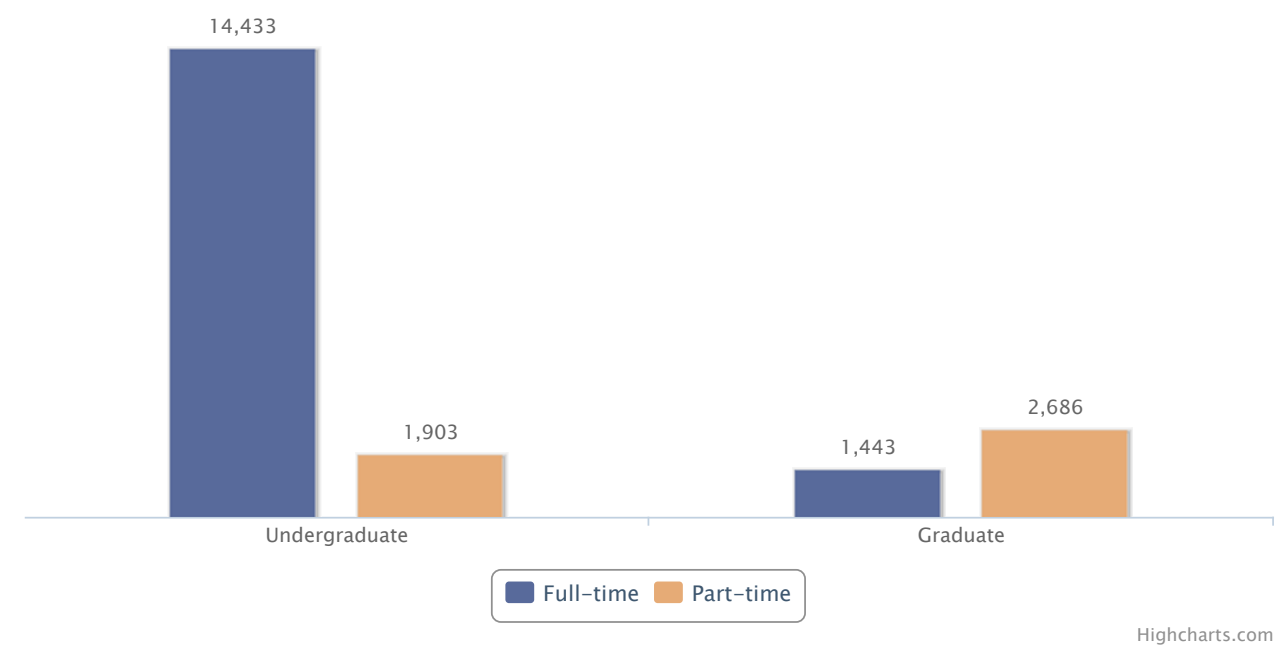
Montclair State University College Portrait

[Home](#) [Compare](#) [At A Glance](#) [Contact](#)

Students

EXPLORE THIS COLLEGE PORTRAIT

The Big Picture: How many students were on campus in Fall 2015



More Information

Undergraduate and Graduate Student Total

Total Students	20,465
----------------	--------

Learn More

- Students
- Admissions
- College Costs & Financial Aid
- Net Price Calculator
- Classes and Campus Life
- Student Experiences
- Student Success & Progress
- Majors, Graduation & Next Steps
- Student Learning Outcomes

Undergraduate Snapshot

Undergraduate Student Demographic Breakdown

Undergraduate Student Demographic Breakdown

Total Undergraduate Students		16,336
Gender		
Women	10,049	62%
Men	6,287	38%
Race/Ethnicity		
American Indian / Alaskan Native	9	<1%
Asian	840	5%
African American / Black	1,722	11%
Hispanic	4,110	25%
Native Hawaiian or Other Pacific Islander	31	<1%
White	7,180	44%
Two or More Races	520	3%
International	351	2%

Race/Ethnicity Not Reported

1,573

10%

Geographic Distribution (Degree-Seeking)

Geographic Distribution (Degree-Seeking)

Where do MSU undergraduates call home?		
New Jersey		96%
Other US States & Territories		3%
Other Countries		2%

Undergraduate Age

Undergraduate Age

How old are MSU undergraduates?		
Average Age		22
Percent of Undergraduates Age 25 or Older		12%

Percent of Low Income Students

Percent of Low Income Students

Low Income Students		
% of Undergraduate Students Who Are Low Income Students		41%



© Voluntary System of Accountability
 c/o APLU, 1307 New York Ave NW, Ste 400
 Washington, DC 20005
<http://www.collegeportraits.org>
 Contact the VSA

[PDF Reader](#)
[Excel Reader](#)
[Word Viewer](#)



© Voluntary System of Accountability
98765 Main Street, Washington, D.C. 12345
Phone: (000) 000-0000
[Voluntarysystem.org](#)
[Collegeportraits.org](#)
[Contact the VSA](#)
[Privacy Policy & Terms of Use](#)
[Document Reader](#)

Montclair State University College Portrait

[Skip to Content](#) | [Accessibility](#) | [Login](#)

Montclair State University
1 Normal Av. Montclair, NJ 07043
973-655-4000

[Home](#) [Compare](#) [At A Glance](#) [Contact](#)

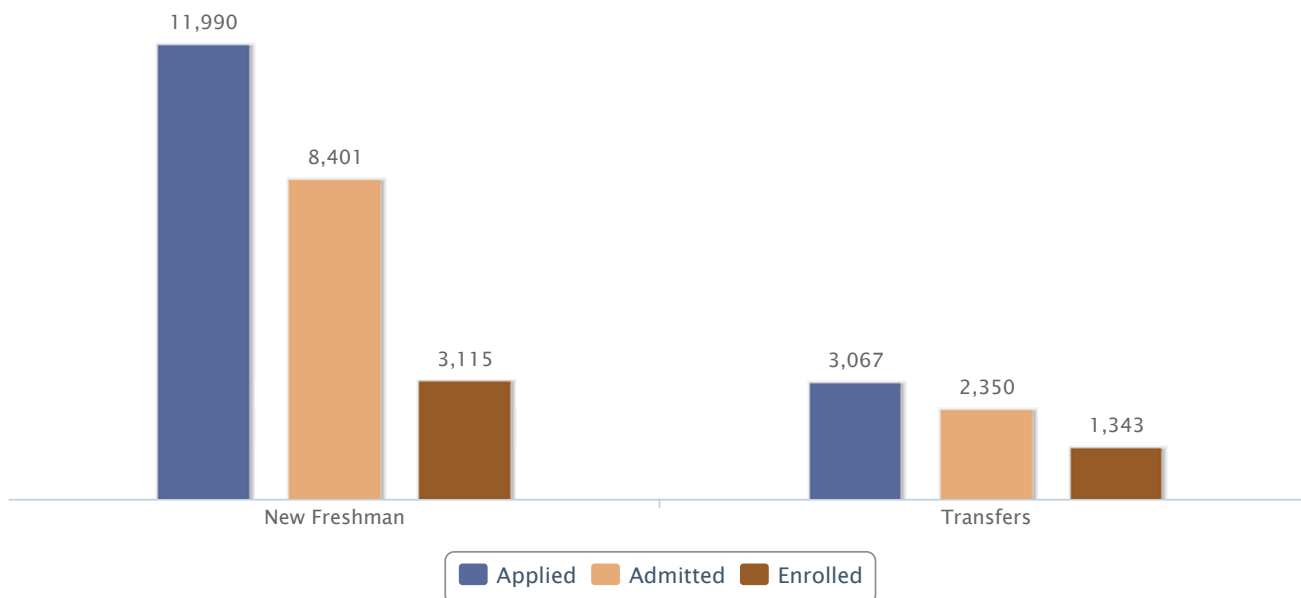
Montclair State University College Portrait

[Home](#) [Compare](#) [At A Glance](#) [Contact](#)

Admissions

[EXPLORE THIS COLLEGE PORTRAIT](#)

New Student Applications (Fall 2015)



Of the 11,990 new freshman applicants, 70% were admitted and 37% of the admitted students enrolled at Montclair State University in Fall 2015.

New Freshman Admissions Info

Of the 3,067 transfer applicants, 77% were admitted and 57% of the admitted students enrolled at Montclair State University in Fall 2015.

Transfer Admissions Info

Learn More

[Students](#)

[Admissions](#)

[College Costs & Financial Aid](#)

[Net Price Calculator](#)

[Classes and Campus Life](#)

[Student Experiences](#)

New Freshmen High School Background and Test Scores

Test(s) Required for Admission:

None

Shows middle 50% of testing range

Test Scores of Enrolled New Freshmen		SAT
	Math	440 - 550
	Critical Reading	430 - 540

50% of enrolled students have test scores within the ranges listed, 25% have scores above, and 25% have scores below.

High School Preparation

High School Background of Enrolled New Freshmen	
Percent in top 25% of High School Graduating Class	37%
Percent in top 50% of High School Graduating Class	79%
Percent of new freshmen reporting High School Rank	39%
Average High School GPA (4-point scale)	3.24
Percent of new freshmen reporting High School GPA	<1%



© Voluntary System of Accountability
c/o APLU, 1307 New York Ave NW, Ste 400
Washington, DC 20005
<http://www.collegeportraits.org>
Contact the VSA
Terms and Conditions for Use

PDF Reader
Excel Reader
Word Viewer



© Voluntary System of Accountability
98765 Main Street, Washington, D.C. 12345
Phone: (000) 000-0000
Voluntarysystem.org
Collegeportraits.org

[Contact the VSA](#)

[Privacy Policy & Terms of Use](#)

[Document Reader](#)

Montclair State University College Portrait

[Skip to Content](#) | [Accessibility](#) | [Login](#)

Montclair State University
1 Normal Av. Montclair, NJ 07043
973-655-4000

[Home](#) [Compare](#) [At A Glance](#) [Contact](#)

Montclair State University College Portrait

[Home](#) [Compare](#) [At A Glance](#) [Contact](#)

College Costs & Financial Aid

EXPLORE THIS COLLEGE PORTRAIT

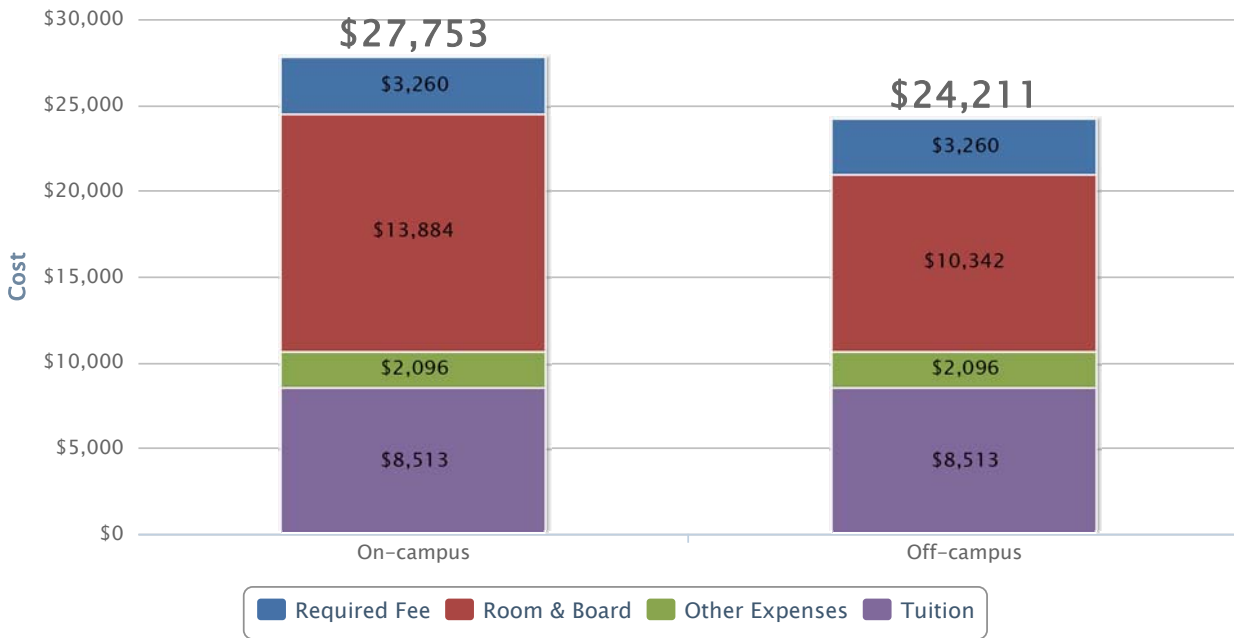
Sticker Price: How much does it cost on average?

Typical Undergraduate In-State Costs for 2015-16 without Financial Aid (Full-Time, In-State Students)

Select Residency Status

In-State Out of State

In-State Costs



Highcharts.com

The cost to attend Montclair State University varies based on the individual circumstances of students and may be reduced through grants and scholarships.

Net Price: Total Cost of Attendance Minus Aid that Does Not Need to be Repaid

Total Net Price for First time In-State students enrolled full-time in a Degree-seeking program:

\$14,549

For more information on typical net price by average family income ranges with estimated financial aid (grants, scholarships, loans etc.) [click here](#).

Financial Aid: How much help is there to pay?

[Scholarships & Grants](#)

- For Fall 2014, 51% of full-time beginning undergraduate students received an average of \$8,750 in grant or scholarship aid from the federal or state government or the institution.

Scholarships and grants are financial aid that does not need to be repaid and is sometimes referred to as gift aid.

Aid that must be repaid: Loans

- For Fall 2014, 64% of full-time beginning undergraduate students received an average of \$8,275 in loans for their first year and 98% of students receiving loans received federal loans.

Loans need to be repaid. Typically, repayment starts once you are no longer enrolled full-time. Please refer to page 12 of the Funding Education Beyond High School guide on the US Department of Education's Federal Student Aid website for more information about Financial Need.

- <1% of graduates from Montclair State University in 2014-15 borrowed at some time during their undergraduate studies. The average amount borrowed for those who borrowed at all was \$0. The loan payment for this amount over 10-years at 5.25% APR is approximately \$0 per month. Individual loan repayment terms may vary, please consult the MSU Financial Aid office for additional information about loan options.

Learn More

Students

Admissions

College Costs & Financial Aid

Net Price Calculator

Classes and Campus Life

Student Experiences

Student Success & Progress

Majors, Graduation & Next Steps

Student Learning Outcomes

Additional Information

How much would I pay?

Other Costs

More Information

Funding Education Beyond High School Guide



© Voluntary System of Accountability
c/o APLU, 1307 New York Ave NW, Ste 400
Washington, DC 20005
<http://www.collegeportraits.org>
Contact the VSA
Terms and Conditions for Use

PDF Reader

Excel Reader

Word Viewer



© Voluntary System of Accountability
98765 Main Street, Washington, D.C. 12345
Phone: (000) 000-0000

Voluntarysystem.org

Collegeportraits.org

[Contact the VSA](#)

[Privacy Policy & Terms of Use](#)

[Document Reader](#)

Montclair State University College Portrait

[Skip to Content](#) | [Accessibility](#) | [Login](#)

Montclair State University
1 Normal Av. Montclair, NJ 07043
973-655-4000

[Home](#) [Compare](#) [At A Glance](#) [Contact](#)

Montclair State University College Portrait

[Home](#) [Compare](#) [At A Glance](#) [Contact](#)

College Costs & Financial Aid

EXPLORE THIS COLLEGE PORTRAIT

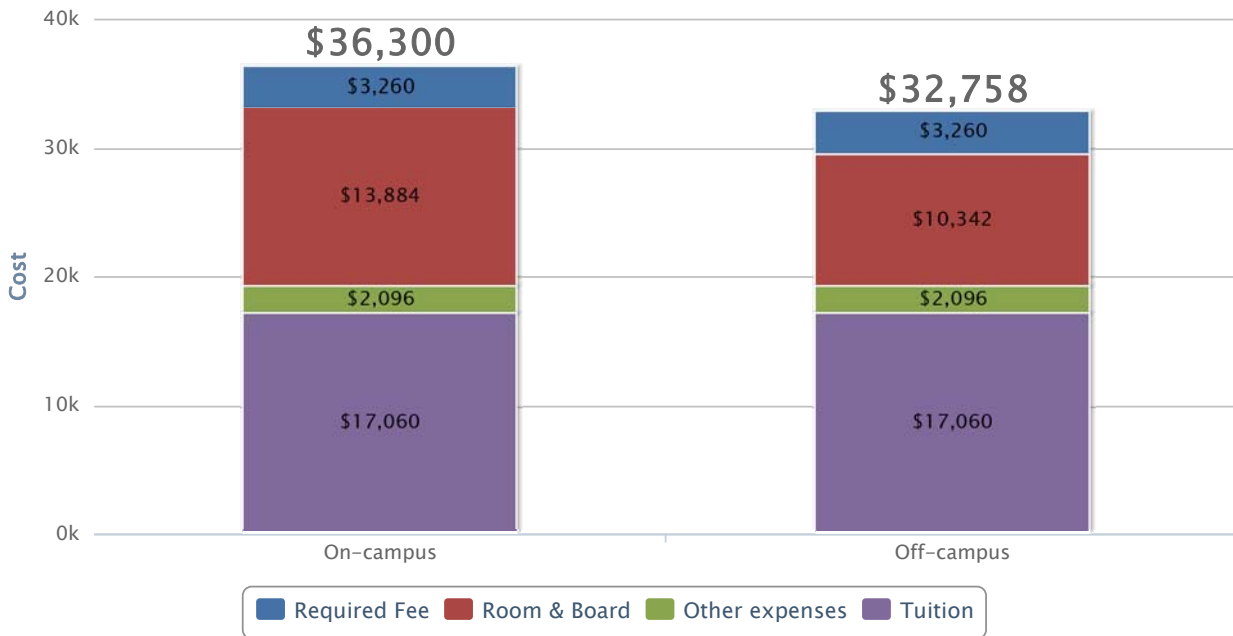
Sticker Price: How much does it cost on average?

Typical Undergraduate Out-of-State Costs for 2015-16 without Financial Aid (Full-Time, Out-of-state Students)

Select Residency Status

In-State Out of State

Out of State Costs



Highcharts.com

The cost to attend Montclair State University varies based on the individual circumstances of students and may be reduced through grants and scholarships.

Net Price: Total Cost of Attendance Minus Aid that Does Not Need to be Repaid

Total Net Price for First time In-State students enrolled full-time in a Degree-seeking program:

\$14,549

For more information on typical net price by average family income ranges with estimated financial aid (grants, scholarships, loans etc.) [click here](#).

Financial Aid: How much help is there to pay?

[Scholarships & Grants](#)

- For Fall 2014, 51% of full-time beginning undergraduate students received an average of \$8,750 in grant or scholarship aid from the federal or state government or the institution.

Scholarships and grants are financial aid that does not need to be repaid and is sometimes referred to as gift aid.

Aid that must be repaid: Loans

- For Fall 2014, 64% of full-time beginning undergraduate students received an average of \$8,275 in loans for their first year and 98% of students receiving loans received federal loans.

Loans need to be repaid. Typically, repayment starts once you are no longer enrolled full-time. Please refer to page 12 of the Funding Education Beyond High School guide on the US Department of Education's Federal Student Aid website for more information about Financial Need.

- <1% of graduates from Montclair State University in 2014-15 borrowed at some time during their undergraduate studies. The average amount borrowed for those who borrowed at all was \$0. The loan payment for this amount over 10-years at 5.25% APR is approximately \$0 per month. Individual loan repayment terms may vary, please consult the MSU Financial Aid office for additional information about loan options.

Learn More

Students

Admissions

College Costs & Financial Aid

Net Price Calculator

Classes and Campus Life

Student Experiences

Student Success & Progress

Majors, Graduation & Next Steps

Student Learning Outcomes

Additional Information

How much would I pay?

Other Costs

More Information

Funding Education Beyond High School Guide



© Voluntary System of Accountability
c/o APLU, 1307 New York Ave NW, Ste 400
Washington, DC 20005
<http://www.collegeportraits.org>
Contact the VSA
Terms and Conditions for Use

PDF Reader

Excel Reader

Word Viewer



© Voluntary System of Accountability
98765 Main Street, Washington, D.C. 12345
Phone: (000) 000-0000

Voluntarysystem.org

Collegeportraits.org

[Contact the VSA](#)

[Privacy Policy & Terms of Use](#)

[Document Reader](#)

Montclair State University College Portrait

[Skip to Content](#) | [Accessibility](#) | [Login](#)

Montclair State University
1 Normal Av. Montclair, NJ 07043
973-655-4000

[Home](#) [Compare](#) [At A Glance](#) [Contact](#)

Montclair State University College Portrait

[Home](#) [Compare](#) [At A Glance](#) [Contact](#)

Classes & Campus Life

EXPLORE THIS COLLEGE PORTRAIT

MSU Classes & Instructors

Class size and faculty data

Classroom Environment	
Students per Faculty	17 to 1
Undergraduate classes with fewer than 30 students	72%
Undergraduate classes with fewer than 50 students	98%
Total Full-Time Instructional Faculty	604
% of Full-Time Instructional Faculty Who Are Female	48%
% of Full-Time Instructional Faculty Who Are Persons of Color	27%
% of Full-Time Instructional Faculty Who Have the Highest Academic Degree Offered in Their Field of Study	15%

[More Information](#)

Learn More

- [Students](#)
- [Admissions](#)
- [College Costs & Financial Aid](#)
- [Net Price Calculator](#)
- [Classes and Campus Life](#)
- [Student Experiences](#)
- [Student Success & Progress](#)
- [Majors, Graduation & Next Steps](#)
- [Student Learning Outcomes](#)

Campus-based Housing

45% of new freshmen live in campus-based housing or residence halls. 31% of all

undergraduates live on campus.

[More Information](#)

Campus Safety

Serving the entire University community, the Montclair State University Police Department is an autonomous, fully certified and operational law enforcement agency. Staffed by 37 full-time police officers and 10 dispatchers, the department is charged with the enforcement of all state and local laws, as well as university rules and regulations. The department also implements programs and services designed to promote public safety, crime prevention and community awareness.

[Campus Crime Statistics](#)

[More Information](#)



© Voluntary System of Accountability
c/o APLU, 1307 New York Ave NW, Ste 400
Washington, DC 20005
<http://www.collegeportraits.org>
[Contact the VSA](#)
[Terms and Conditions for Use](#)

[PDF Reader](#)
[Excel Reader](#)
[Word Viewer](#)



© Voluntary System of Accountability
98765 Main Street, Washington, D.C. 12345
Phone: (000) 000-0000
Voluntarystem.org
Collegeportraits.org
[Contact the VSA](#)
[Privacy Policy & Terms of Use](#)
[Document Reader](#)

Montclair State University College Portrait

[Skip to Content](#) | [Accessibility](#) | [Login](#)

Montclair State University
1 Normal Av. Montclair, NJ 07043
973-655-4000

[Home](#) [Compare](#) [At A Glance](#) [Contact](#)

Montclair State University College Portrait

[Home](#) [Compare](#) [At A Glance](#) [Contact](#)

Student Experiences

EXPLORE THIS COLLEGE PORTRAIT

Student Activities and Involvement at MSU

Students who are actively involved in their own learning and development are more likely to be successful in college. Colleges and universities offer students a wide variety of opportunities both inside and outside the classroom to become engaged with new ideas, people, and experiences. Institutions measure the effectiveness of these opportunities in a variety of ways to better understand what types of activities and programs students find the most helpful.

Institutions participating in the VSA program measure student involvement on campus using one of four national surveys. Results from the one survey are reported for a common set of questions selected as part of VSA. Following are the selected results from the National Survey of Student Engagement (NSSE). The questions have been grouped together in categories that are known to contribute to student learning and development. The results reported below are based on the responses of seniors who participated in the survey.

Group Learning Experiences

- 95% percent of seniors worked with classmates on assignments outside of class.
- <1% of seniors tutored or taught other students
- <1% of seniors spent at least 6 hours per week participating in co-curricular activities such as student organizations and intramural sports

Active Learning Experiences

- 77% of seniors spent at least 6 hours per week preparing for class
- <1% of seniors worked on a research project with a faculty member
- <1% of seniors participated in an internship, practicum, or field experience
- <1% of seniors participated in community service or volunteer work
- <1% of seniors participated in study abroad
- 37% of seniors made at least one class presentation last year

Institutional Commitment to Student Learning and Success

- <1% of seniors believe this institution provides support for student success
- <1% of seniors rated the quality of academic advising at this institution as good or excellent
- <1% of seniors reported that this institution provided help in coping with work, family and other non-academic responsibilities
- <1% of seniors reported working harder than they thought they could to meet an instructor's standards or expectations

Student Interaction with Campus Faculty and Staff

- <1% of seniors believed that the campus staff were helpful, considerate, or flexible
- 20% of seniors believed that faculty are available, helpful, or sympathetic
- <1% of seniors reported that faculty members provided prompt feedback on their academic performance
- <1% of seniors discussed readings or ideas with faculty members outside of class

Experiences with Diverse Groups of People and Ideas

- <1% of seniors reported that they often tried to understand someone else's point of view
- <1% of seniors reported their experience at this institution contributed to their understanding people of other racial and ethnic backgrounds
- <1% of seniors often had serious conversations with students of a different race or ethnicity

Student Satisfaction

- <1% of seniors would attend this institution if they started over again
 - <1% of seniors rated their entire educational experience as good or excellent
 - <1% of seniors reported that other students were friendly or supportive
-

Evaluation of Experiences Survey Administration Process Survey Information

Learn More

[Students](#)

[Admissions](#)

[College Costs & Financial Aid](#)

[Net Price Calculator](#)

[Classes and Campus Life](#)

[Student Experiences](#)

[Student Success & Progress](#)

[Majors, Graduation & Next Steps](#)

[Student Learning Outcomes](#)



© Voluntary System of Accountability
c/o APLU, 1307 New York Ave NW, Ste 400
Washington, DC 20005
<http://www.collegeportraits.org>
[Contact the VSA](#)
[Terms and Conditions for Use](#)

[PDF Reader](#)
[Excel Reader](#)
[Word Viewer](#)



© Voluntary System of Accountability
98765 Main Street, Washington, D.C. 12345
Phone: (000) 000-0000
Voluntarystem.org
Collegeportraits.org
[Contact the VSA](#)
[Privacy Policy & Terms of Use](#)
[Document Reader](#)

Montclair State University College Portrait

[Skip to Content](#) | [Accessibility](#) | [Login](#)

Montclair State University
1 Normal Av. Montclair, NJ 07043
973-655-4000

[Home](#) [Compare](#) [At A Glance](#) [Contact](#)

Montclair State University College Portrait

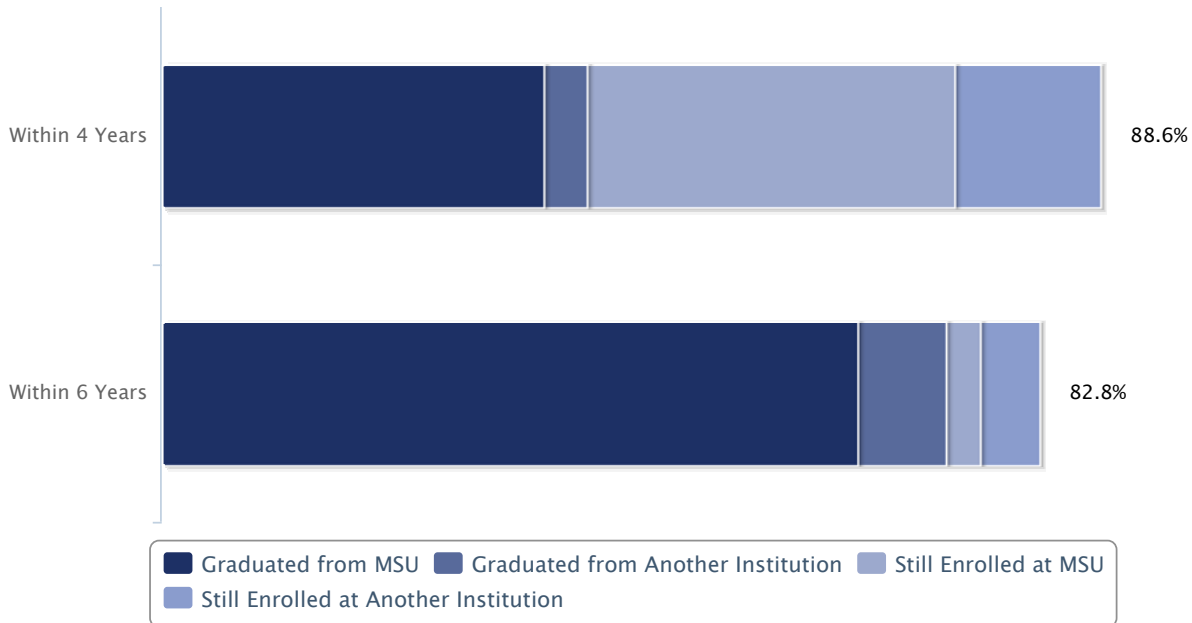
[Home](#) [Compare](#) [At A Glance](#) [Contact](#)

Student Success & Progress Rate

EXPLORE THIS COLLEGE PORTRAIT

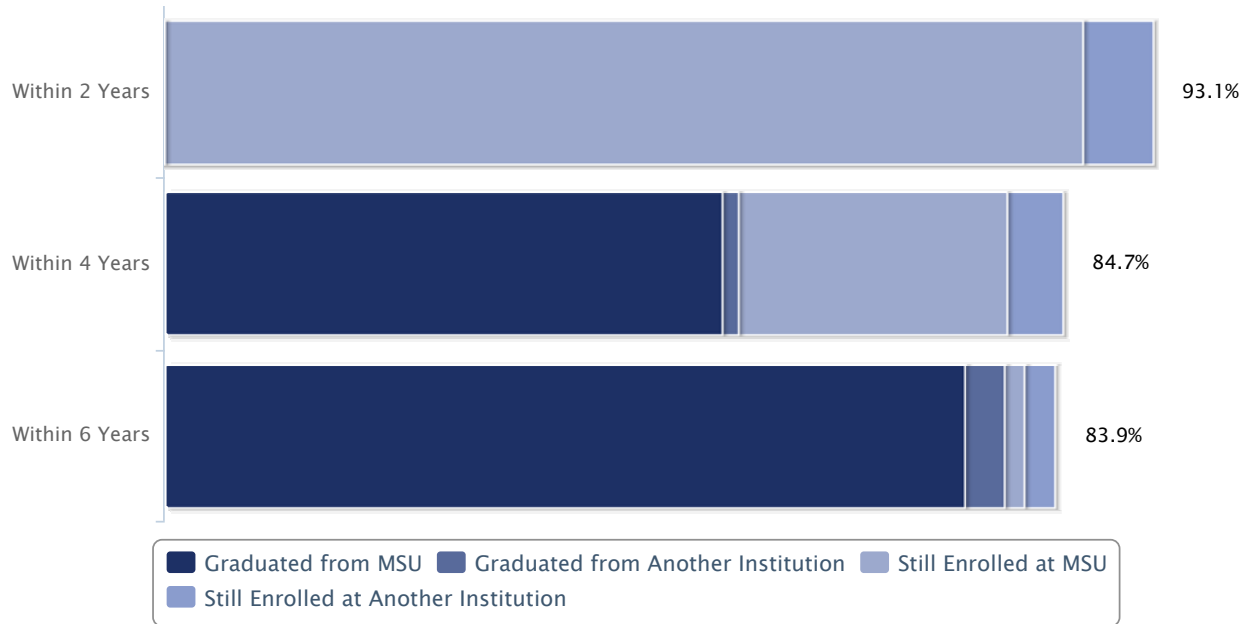
Student Success & Progress Rate

First Time Full-Time Students Starting Fall 2009



Highcharts.com

Full Time Transfer Students Starting Fall 2009



Highcharts.com

A 89% four-year success and progress rate means that 89% of students starting in Fall 2009 either graduated or are still enrolled at a higher education institution four years later.

More Information

Counts for the Fall 2009 entering class shown in the graph above.

- 2,100 First-Time, Full-Time Students
- 1,083 Full-Time Transfer Students

Success & Progress Rate Table

Learn More

Students

Admissions

College Costs & Financial Aid

Net Price Calculator

Classes and Campus Life

Student Experiences

Student Success & Progress

Majors, Graduation & Next Steps

Student Learning Outcomes

Retention of Freshman Class

First time students in Fall 2014 that returned for their second year:

83%

More Information



© Voluntary System of Accountability
c/o APLU, 1307 New York Ave NW, Ste 400
Washington, DC 20005
<http://www.collegeportraits.org>
Contact the VSA
Terms and Conditions for Use

PDF Reader
Excel Reader
Word Viewer



© Voluntary System of Accountability
98765 Main Street, Washington, D.C. 12345
Phone: (000) 000-0000
Voluntarystem.org
Collegeportraits.org
Contact the VSA
Privacy Policy & Terms of Use
Document Reader

Montclair State University College Portrait

[Skip to Content](#) | [Accessibility](#) | [Login](#)

Montclair State University
1 Normal Av. Montclair, NJ 07043
973-655-4000

[Home](#) [Compare](#) [At A Glance](#) [Contact](#)

Montclair State University College Portrait

[Home](#) [Compare](#) [At A Glance](#) [Contact](#)

Majors, Graduation & Next Steps

[EXPLORE THIS COLLEGE PORTRAIT](#)

Majors and Degrees

Degrees awarded at Montclair State University in 2014-15

Degrees awarded at Montclair State University in 2014-15

Degrees awarded at Montclair State University in 2014-15	
Bachelor's	3,392
Master's	1,106
Doctoral	26
Total	4,524

More Information

Areas of Study with the largest number of bachelor's degrees awarded in 2014-15

Areas of Study with the largest number of bachelor's degrees awarded in 2014-15

Areas of Study with the largest number of bachelor's degrees awarded in 2014-15	
Business Administration and Management, General.	14%
Psychology, General.	11%
Family and Consumer Sciences/Human Sciences, General.	6%
Multi-/Interdisciplinary Studies, Other.	5%
Biology/Biological Sciences, General.	5%

Learn More

- [Students](#)
- [Admissions](#)
- [College Costs & Financial Aid](#)
- [Net Price Calculator](#)
- [Classes and Campus Life](#)
- [Student Experiences](#)
- [Student Success & Progress](#)
- [Majors, Graduation & Next Steps](#)
- [Student Learning Outcomes](#)

Additional Information

Bachelor's Degree Program Information

Master's Degree Program Information

Doctoral Degree Program Information

More information on post-graduation plans of MSU's alumni

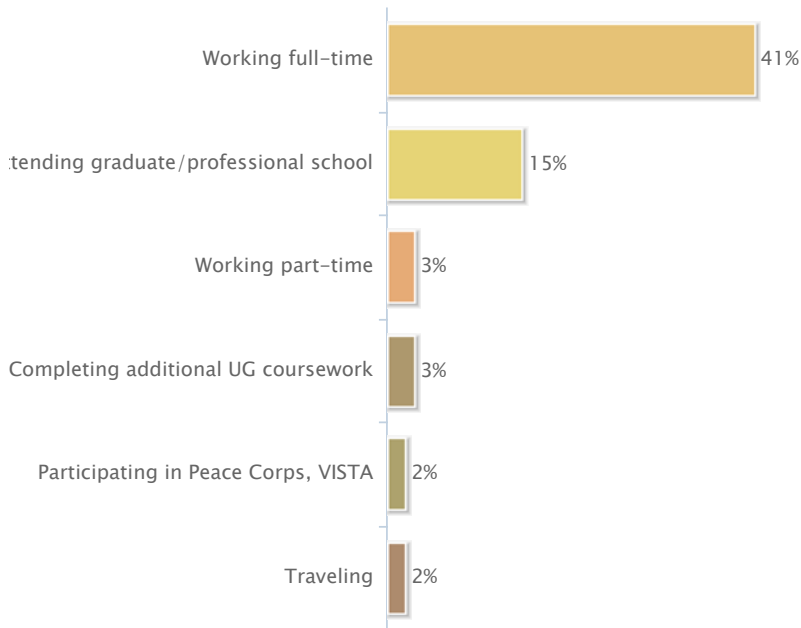
Bachelor's Degree Recipients' First-destination Survey Results

Graduates of Montclair State University follow many paths in their first year after receiving their degree. We asked about their first destination after graduation using the following question:

Primary plan: What do you primarily plan to be doing in fall 2014?

Graduates were asked to select only their primary activity that best matched their plans after graduation. Some graduates may pursue multiple options at the same time, which is important to keep in mind when reviewing these results. **11%** responded and their answers are shown in the chart below

First-Destination



Survey Administration Process



© Voluntary System of Accountability
c/o APLU, 1307 New York Ave NW, Ste 400
Washington, DC 20005
<http://www.collegeportraits.org>
Contact the VSA
Terms and Conditions for Use



© Voluntary System of Accountability
98765 Main Street, Washington, D.C. 12345
Phone: (000) 000-0000
Voluntarystem.org
Collegeportraits.org
Contact the VSA
[Privacy Policy & Terms of Use](#)
[Document Reader](#)

Montclair State University College Portrait

[Skip to Content](#) | [Accessibility](#) | [Login](#)

Montclair State University
1 Normal Av. Montclair, NJ 07043
973-655-4000

[Home](#) [Compare](#) [At A Glance](#) [Contact](#)

Montclair State University College Portrait

[Home](#) [Compare](#) [At A Glance](#) [Contact](#)

Student Learning Outcomes

[EXPLORE THIS COLLEGE PORTRAIT](#)

Montclair State University Learning Outcomes

Procedures for the assessment of student learning in all majors have been developed and promulgated University-wide. As might be expected, however, the assessment of learning in the major is most highly developed and routinized in those degree programs that are nationally accredited. Consequently, while comprehensive, program-level assessment may be most highly advanced in Business, Teacher Education, Computing Sciences, Chemistry, Dance, Theater, and Music, it is practiced across-the-curriculum. Assessments include a variety of direct measures of student learning, including portfolios; standardized tests; internship evaluations; student, alumni, and employer surveys; and various other measures.

The University's General Education curriculum, which is driven by clearly enunciated learning goals, is assessed using nationally-normed, standardized tests. During AY2008-09, the achievement of important General Education learning goals was evaluated using ETS' Measure of Academic Proficiency and Progress (MAPP) test. This instrument was used to assess three core skill areas: critical thinking, reading, and writing. Results were shared with Colleges and Schools, and faculty are using them to "close-the-loop" by analyzing how these findings might best improve curriculum and pedagogy.

During AY2010-11, the University assessed student learning in its general education program by using the Collegiate Learning Assessment (CLA). This instrument was administered to freshmen in the fall, and graduating seniors in the spring, in hopes of quantifying the "value-added" by Montclair's general education curriculum. Results were received in late summer, 2011, and they were analyzed by the University's General Education Committee to determine whether learning outcome goals are being met. The General Education Committee used the CLA results to suggest changes in pedagogy and course experiences.

In AY2013-14, the University assessed student learning in its general education program by using the Collegiate Learning Assessment "Plus" (CLA+) instrument. This instrument was administered to freshmen in the fall, and graduating seniors in the spring, in hopes of quantifying the "value-added" by Montclair's general education curriculum, as well as to determine the overall Mastery Levels of test-takers. Results were received in late summer, 2013, and are being analyzed by the University's General Education Committee to determine whether learning outcome goals are being met. The General Education Committee will use the CLA+ results to suggest changes in pedagogy and course experiences.

The University will, again, administer the CLA+ to freshmen and native seniors during AY2016-17.

Learning Assessment Examples

Montclair State University administered the CLA+ in 2013 - 2014.

Montclair State University conducted a Value-added administration of the CLA+ in 2013 - 2014. The results are displayed below in the SLO Results tab.

For additional information on MSU's process for administering CLA+, please click on the Assessment Process Tab below. For information on the students included in the administration, please click the Students Tested Tab.

Learn More

[Students](#)

[Admissions](#)

[College Costs & Financial Aid](#)

Net Price Calculator

Classes and Campus Life

Student Experiences

Student Success & Progress

Majors, Graduation & Next Steps

Student Learning Outcomes

- Assessment Examples
- Students Tested
- Results

Why did you choose the CLA+ for your institutional assessment?

Which Montclair State University students are assessed? When?

How are assessment data collected?

How are data reported within Montclair State University?

How are assessment data at MSU used to guide program improvements?



© Voluntary System of Accountability

c/o APLU, 1307 New York Ave NW, Ste 400

Washington, DC 20005

<http://www.collegeportraits.org>

Contact the VSA

Terms and Conditions for Use

PDF Reader

Excel Reader

Word Viewer



© Voluntary System of Accountability

98765 Main Street, Washington, D.C. 12345

Phone: (000) 000-0000

Voluntarysystem.org

Collegeportraits.org

Contact the VSA

Privacy Policy & Terms of Use

Document Reader